

Central Elementary
School
1043 Pass Road
Gulfport, MS 39501
(228) 865-4642

Principal,
Dr. LaWanda Thornton
Assistant Principal,
Deirdre Stevens,

The Sailor Sentinel

The Official Family News Publication of Central Elementary

Volume 9 Issue 22

January 29, 2024



SAIL to Success!



Back Page:

Positive Referrals

ID Badges REQUIRED



On the
horizon...

Jan. 30-MPTs

Feb. 2-Science Fair

Feb. 2-PBIS Anchor Activities

Feb. 5-9-DCA's

Feb. 9-Valentine's Day Parties

Feb. 12-14- Mardi Gras Holiday
-no school

Feb. 15- Progress Reports

March 19-22 Intersession-
Enrichment by invitation

March 25-April 1 Spring Break
& Easter Holiday-no school

Snack Shack-Every Friday

Please bring correct change
only.



February Character Trait:

Responsibility

Congratulations!




Term 2 HONOR ROLL Students

Front/Left to Right: Kayleb,
Alexis, Arianna, Luke

Back/Left to Right: Matthew,
Brayden, Jacobi, and Skylar is
pictured below




Congratulations to Jayden for
representing our school at the
District Spelling Bee. We are
so proud of you! You were
great!



Congratulations to Morris for
representing our school at the
District Spelling Bee. We are
so proud of you! You were
great!

Every Decision. WHAT IS BEST FOR CHILDREN? Every time.



ID Badges are required for ALL students to wear daily. Parents, please help your student remember to wear their badge to school each morning. Use the app below to follow your bus riders.



FIRSTview

FirstView ParentView by First Student: Getting Started

1. Download the FirstView ParentView App

Go to web.firstviewapp.com or find FirstView in the [App Store](#) or [Google Play](#). Follow the instructions to download the app to your smartphone and create an account.

2. Set Up Your Profile

Once you have confirmed your account, open the ParentView app from your home screen to begin setting up your profile. You'll need to know your student's:

- a) Select State/Province: *Example - Ohio*
- b) Select District: *Example - Cincinnati Public Schools*
- c) Student ID or District Code: *Example - 1234*
- d) Route Name: *Example - 123 AM, 123 MID, 125W PM (Registration information pertaining to your student's route is provided by your school district. FirstView Customer Support cannot provide this information to you.)*

3. Follow a Route

Select **Profile** to "Add A Student" with the information you received from your school district. Next, you will select AM/MID/PM Route, search for your route name and select your school (if applicable).

4. Setup Distance Alerts

To set up alerts for tracking the bus, you will be prompted to "Configure Notification". Select the location you want to track the bus to, choose a geofence size around your location, and set your time range. When the bus enters your geofence within the time range selected, you will get a notification that the bus is near. Students should still be at their assigned bus stop 10 minutes prior to the scheduled arrival time.

5. Receive Notifications

Go to **Settings** and select "Notification Recipients" to add email notifications for up to 3 recipients, including yourself. From this screen, you can also edit your **Profile** or follow another route. Alerts and notifications from your district or the bus depot will appear under **Notifications** in the menu. (To receive push notifications, you must allow your mobile device to receive notifications from the FirstView app. You will be prompted upon downloading the app or you can confirm/update your settings within your phone's app settings.)

6. Ask for Help or Give Suggestions

FirstView provides a dedicated customer support team Monday through Friday to assist you:


- Call toll-free **888-889-8920** from 7:00 a.m. ET to 5:00 p.m. ET
- Email Customer Support at support@firstviewapp.com
- Use the in-app "☰" button (right corner) to provide feedback

**IMPORTANT
MESSAGE FOR ALL**



ID Badges are REQUIRED for all students. If your student loses a badge, the replacement fee is \$5, payable in the office. If a student receives a new badge and then finds the old badge, the old one will not scan anymore, because it is null and void.

Students MUST have an ID badge to ride the bus everyday. Parents will be contacted each day your student does not have their badge. They will need a replacement badge to ride the bus.



Students, remember to read and work towards making an 80 or higher on your AR quizzes and EARN those punches for your punch cards. We want to see YOU at the next AR Party!



Congratulations to these students for receiving POSITIVE REFERRALS to the office for working hard, always willing to lend a hand, and being helpful.

**Central Elementary School Presents a
Black History Month Celebration:
"The Voices of Freedom"**



Our 3rd and 4th graders will sing songs in the auditorium. After that performance, our 5th graders will have their wax museum in the gym. Artwork from all grade levels will be on display in the gym, too.

**Central Elementary
February 29, 2024 - 6:00 PM
Students should arrive at 5:30 PM.
Be on the lookout for more information.**